


G2"-120 WITH PETROL ENGINES



DESCRIPTION

Motor pump self priming monobloc with open impeller. Inox wear disk in AISI 316 stainless steel and cast iron impeller can be extracted directly from the inspection hatch.

Designed for pumping dirty liquids with solids with diameter up to 30 mm.

TECHNICAL FEATURES

- Pump body: Cast iron;
- Impeller: Cast iron;
- Hatch: Cast iron;
- Disk wear: Stainless steel AISI 316

PERFORMANCE

- Max. delivery: 25 mc/h
- Max. manometric head: 29 m
- Max. suction depth: 8 m
- Max. liquid temperature: + 80° C
- Ø inlet/outlet: 2" G

SPECIAL EQUIPMENT

- Frequency 60 HZ;
- Different mechanical seals;
- Special voltages;
- Electric motor;
- Diesel engine;
- Hydraulic motor;

DESCRIZIONE

Motopompa autoadescante monoblocco a girante aperta. Disco d'usura in acciaio inox AISI 316 e girante in ghisa sono estraibili direttamente dal portello di ispezione.

Progettata per pompare liquidi sporchi, anche con corpi solidi con diametro fino a 30 mm.

CARATTERISTICHE COSTRUTTIVE

- Corpo pompa: Ghisa;
- Girante: ghisa;
- Coperchio: ghisa;
- D. d'usura: acciaio inox AISI 316;

PRESTAZIONI

- Portata max: 25 mc/h
- Prevalenza max: 29 m
- Altezza max. aspirazione: 8 m
- Max. temperatura liquido: + 80° C
- Ø aspirazione/mandata: 2" G

ALLESTIMENTI SPECIALI

- Frequenza 60 HZ;
- Tenute meccaniche materiali diversi;
- Tensioni speciali;
- Motori elettrici;
- Motori diesel;
- Motori idraulici;

DESCRIPTION

Motopompe autoamorçantes monobloc avec turbine ouverte. Disque d'usure en acier inox AISI 316 et turbine en fonte roue peut être extrait directement à partir de la trappe de visite.

Conçu pour le pompage de liquides sales avec des solides d'un diamètre allant jusqu'à 30 mm.

CARACTERISTIQUES TECHNIQUES

- Corps de pompe: fonte;
- Turbine: fonte;
- Trappe: fonte;
- D. usure: Acier inox AISI 316

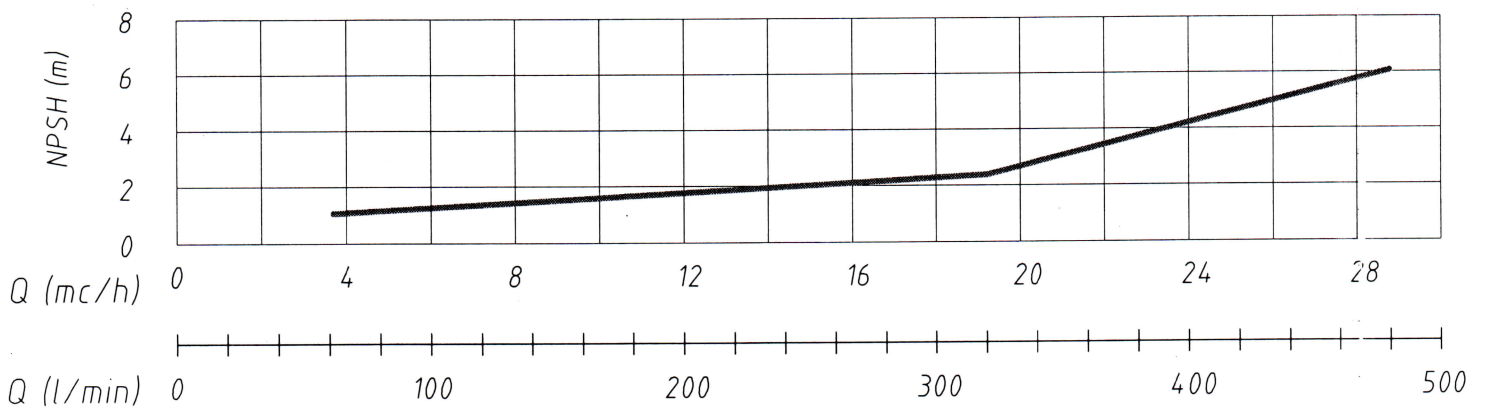
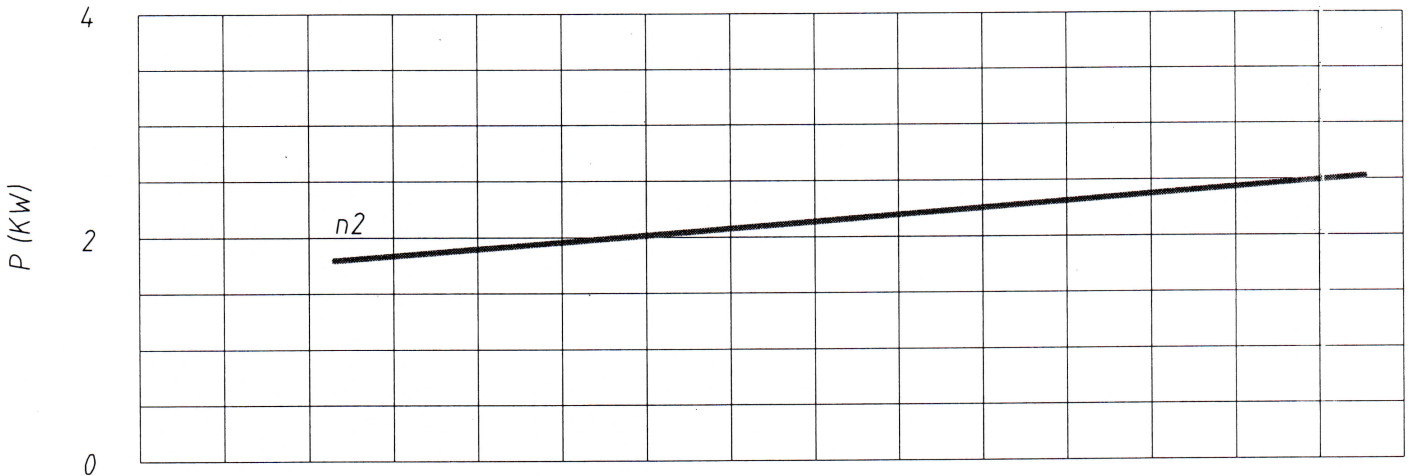
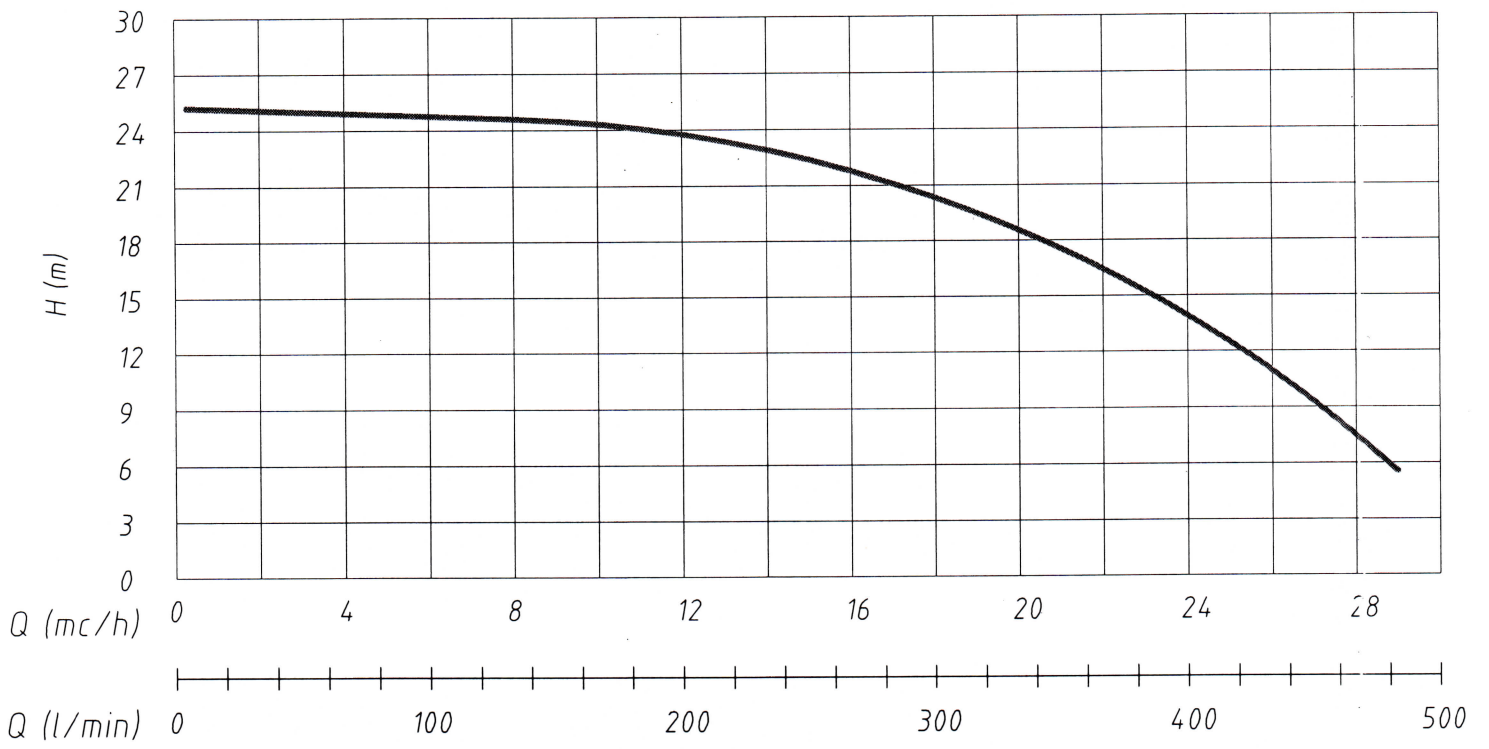
RÉSULTATS

- Débit maximun: 25 mc/h
- Hauteur manométrique: 29 m
- Hauteur d'aspiration maximale: 8 m
- Max. temperature: + 80° C
- Ø aspiration/refoulement: 2" G

EQUIPEMENT SPECIAL

- Fréquence 60 HZ;
- Garmitures mécaniques différentes;
- Voltages spéciaux;
- Moteurs électrique;
- Moteurs diesel;
- Moteurs hydraulique;

Gilberti Group reserves the right to alter without notice the data presented above - Gilberti Group si riserva il diritto di modificare senza preavviso i dati qui sopra riportati
Gilberti Group se réserve le droit de modifier sans données présentées ci-dessus



CODE CODICE CODE	PUMP POMPA POMPE	MOTOR MOTORE MOTEUR	KW	RPM	WEIGT PESO (kg) POIDS	DIMENSIONS DIMENSIONI LxLxH (mm)
046H	G2-120	KOHLER CH 270	4	3600	38	385x500x364
047B	G2-120	HONDA GX 160	2,9	3600	30	395x540x31